



PRODUCT SHEET

AMMA OVAL 7242 (FREESTANDING NARROW BASE)
72" X 42" X 27"



THERMOMASSEUR® BATH	\$
TUB	\$

THERMOMASSEUR (TMU)	
Jets	58
2 heated backrests (Independently controlled)	included
2 heated headrests (Independently controlled)	included
MiaPlus® Control	included
Geysair®	included
AromaCloud®	\$
Illuzio Chromatherapy NEW	\$

TUB (soaker)	
AromaCloud®	\$
Illuzio Chromatherapy NEW	\$
WarmTouchShell®	\$
DOT control	included with therapy
2 nd WarmTouchShell®	\$

FEATURES			
Installation type		Freestanding	
No. of bathers	2	Inverted V	2
US gallons	65	Armrests	4
Imp. gallons	54	Grab bars (color match)	2
Raised seats	2	Waste & overflow (16" x 35")	inst. & incl.

OPTIONAL UPCHARGE APPLICABLE	
COLOR	
Standard	
<input type="checkbox"/> White	<input type="checkbox"/> Biscuit
Optional	
<input type="checkbox"/> Gray	\$
BASE COLOR	
Standard	
Same as bath color	
CONTROL (TMU ONLY)	
MiaMulti®	\$
CLEAR ACRYLIC GRAB BARS	
With Chrome, Brass or Brushed nickel inserts	\$
WASTE & OVERFLOW INTEGRATED WASTE & OVERFLOW	
White, Biscuit	\$
Chrome, Brass, Brushed & Polished nickel	\$
ISLAND TUB DRAIN™*	
Island Tub Drain™ FOR THE AMMA 7242 NARROW BASE, THE ISLAND TUB DRAIN IS COMPATIBLE ONLY WITH THE CABLE DRIVEN WASTE BRASS & OVERFLOW KIT (BOVERBR).	\$

 DON'T FORGET TO INDICATE RAISED OR FLAT DECK. SPECIFY THE FINISH FOR THE WASTE AND OVERFLOW. THE TURBINE MUST BE REMOTELY INSTALLED.
* AN ISLAND TUB DRAIN IS REQUIRED WHEN THERE IS NO ACCESS UNDER THE BATH.

1 800 463.2187  info@bainultra.com | From 8 a.m. to 8 p.m. Monday to Thursday (EST)
From 8 a.m. to 5 p.m. on Friday (EST)

AMMA OVAL 7242 (FREESTANDING – NARROW BASE)

72" X 42" X 27"

ACCESSORIES (OPTIONAL)

CUTTING TEMPLATE

90000059 (freestanding)

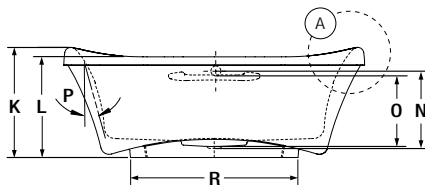
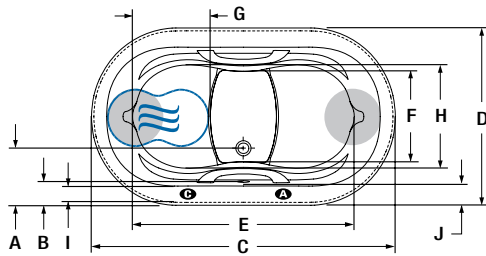
OTHERS

- There is a height difference for the flat deck (see drawing Detail A).
- Faucets may be installed on deck of bath on the drain & overflow side. Overflow preinstalled for easier in-home fitting.
- Specify flat or raised deck.
- The turbine must be remotely installed.

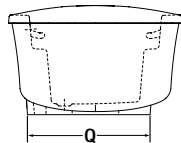
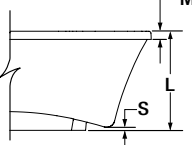
TOTAL PRICE

\$

FREESTANDING INSTALLATION



Detail A - Flat deck



LETTER	DESCRIPTION	MEASURE
A	Outside edge to center drain	13 1/2"
B	Outside edge to overflow	5 3/8"
C	Total length	72"
D	Total width	42"
E	Bathing well length	52 1/4"
F	Bathing well width at foot area	21 3/8"
G	Raised seat length	18 5/8"
H	Raised seat width	24"
I	Flat surface width	3 7/8"
J	Deck width	5 1/4"
K	Height from bottom of tub to top deck	26 3/8"
L	Height from bottom of tub to top deck	24 1/8"
M	Height from bottom of lip to top deck	2"
N	Height from drain to center of overflow	18 1/8"
O	Maximum water level	16 3/8"
P	Slope of backrest	18°
Q	Base Width	28 1/2"
R	Base Length	40 1/8"
S	Height from bottom of bath to floor	3/4"

A AromaCloud position

G Control position when factory-installed (Mia or Dot)

● Heated backrest (TMU)

☞ WarmTouchShell position

Available with raised or flat deck.

TECHNICAL SPECIFICATIONS

Hot water supply required

Should be 70% of water capacity of tub or greater.

Turbine

Access to the pump must be at least 18" X 22". **Standard connection is 20 A, 120 V, 60 hz, dedicated line with a Ground-Fault Circuit Interrupter (GFCI). For any additional option, a second line is needed 15 A, 120 V, 60 hz, dedicated line with a GFCI. Air vent necessary: 2" X 4" minimum**

Our products must be installed by certified professionals only and according to our Owner's Manual as well as federal, provincial/state and local building codes and regulations (www.bainultra.com/documentation/documentation).

Approx. shipping weight

290 lbs

Turbine power

550 W

Air heater

600 W

WARRANTY

Controls-LED-Geysair*

5 years

Bath & turbine*

20 years

*Some restrictions apply | www.bainultra.com/warranty



The specifications shown indicate the outer edge dimension and the inside bathing capacity dimension measured at air jets' height. The manufacturer accepts a 1/4" [0,64 cm] variance. There are variations on each product and specifications are subject to change as we improve upon our product as required. The dimensions needed for site preparation and structure building will differ. BainUltra® assumes no responsibility for preparatory work done prior to the product being on site.