




PRODUCT SHEET  
**AZUR 642**  
 72" X 42" X 20"



<b>THERMOMASSEUR® BATH</b>	\$
<b>TUB</b>	\$

THERMOMASSEUR (TMU)	
Jets	50
1 heated backrest	included
Mia® Control	included
Geysair®	included
AromaCloud®	\$
Illuzio Chromatherapy <b>NEW</b>	\$

TUB (soaker)	
AromaCloud®	\$
Illuzio Chromatherapy <b>NEW</b>	\$
WarmTouchShell®	\$
DOT control	included with therapy

FEATURES			
Installation types	Drop-in & Alcove (3 walls)		
No. of bathers	↓	Armrests	2
US gallons	73	Grab bars (color match)	2
Imp. gallons	61		

**OPTIONAL UPCHARGE APPLICABLE**

COLOR		
<b>Standard</b>		
<input type="checkbox"/> White	<input type="checkbox"/> Biscuit	
<b>Optional</b>		\$
<input type="checkbox"/> Gray		
CONTROL (TMU ONLY)		
MiaPlus® *(included when purchased with Illuzio)		\$
MiaMulti®		\$
SKIRT	MULTIFIT	SJ-1
Skirt	\$	\$
Optional color	\$	\$
CLEAR ACRYLIC GRAB BARS		
With Chrome, Brass or Brushed nickel inserts		\$
WASTE & OVERFLOW		16" X 35"
Chrome		\$
White, Biscuit		\$
Brass		\$
Brushed nickel, Polished nickel & Oil-rubbed bronze		\$
TILE FLANGE (specify right or left)		
Ordered with bath, uninstalled		\$
Factory-installed		\$

SPECIFY COLOR FOR THE CONTROL, WHITE OR BISCUIT (MIA OR DOT).  
 \* THE MIAPLUS CONTROL IS INCLUDED WHEN PURCHASING CHROMATHERAPY ON A TMU.

1 800 463.2187 info@bainultra.com | From 8 a.m. to 8 p.m. Monday to Thursday (EST)  
 From 8 a.m. to 5 p.m. on Friday (EST)

# AZUR 642 72" X 42" X 20"

## ACCESSORIES (OPTIONAL)

OTHER

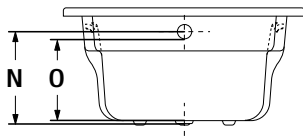
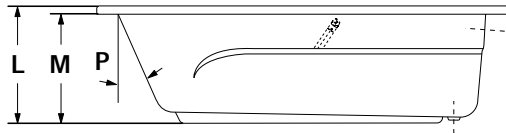
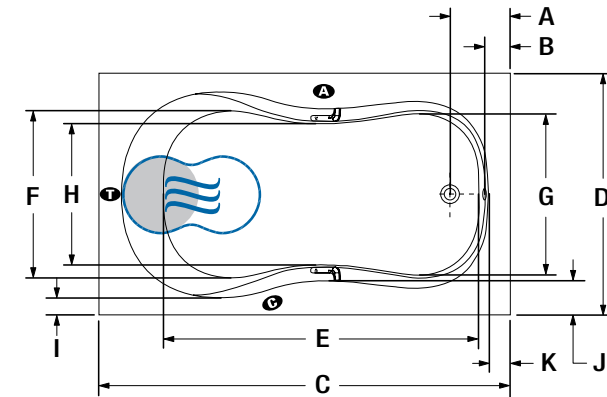
Optional tile flange (specify right or left).

TOTAL PRICE

\$

## DROP-IN/ALCOVE INSTALLATION

- A** When tile flange is added, the AromaCloud will automatically be installed on the opposite side of the flange.



LETTER	DESCRIPTION	MEASURE
A	Outside edge to center waste	9 1/4"
B	Outside edge to overflow	3 5/8"
C	Total length	71 1/2"
D	Total width	41 7/8"
E	Bathing well length	56 1/2"
F	Bathing well width at seat area	28 7/8"
G	Bathing well width at foot area	27 3/4"
H	Bathing well width (narrowest point)	24 1/4"
I	Deck width (narrowest point)	3"
J	Deck width (widest point)	5 3/4"
K	Deck width at waste end	3 1/2"
L	Height from bottom of tub to top deck	20 1/4"
M	Height from bottom of tub to bottom of lip	18 3/4"
N	Height from waste to center of overflow	16 1/8"
O	Maximum water level	14 3/8"
P	Slope of backrest	23°

- A** AromaCloud position
- B** Control position when factory-installed (Mia or Dot)
- C** Turbine position (TMU)
- Heated backrest (TMU)
- ☼ WarmTouchShell position

When tiling flange is added, the AromaCloud will automatically be installed on the opposite side of the flange.

## TECHNICAL SPECIFICATIONS

**Hot water supply required** Should be 70% of water capacity of tub or greater.

**Turbine** Access to the pump must be at least 18" X 22". **Standard connection is 20 A, 120 V, 60 hz**, dedicated line with a Ground-Fault Circuit Interrupter (GFCI). **For any additional option, a second line is needed 15 A, 120 V, 60 hz**, dedicated line with a GFCI. Air vent necessary: 2" X 4" minimum

Our products must be installed by certified professionals only and according to our Owner's Manual as well as federal, provincial/state and local building codes and regulations ([www.bainultra.com/documentation/documentation](http://www.bainultra.com/documentation/documentation)).

**Approx. shipping weight** 143 lbs

**Turbine power** 550 W

**Air heater** 600 W

## WARRANTY

Controls-LED-Geysair\* 5 years

Bath & turbine\* 20 years

\*Some restrictions apply | [www.bainultra.com/warranty](http://www.bainultra.com/warranty)



The specifications shown indicate the outer edge dimension and the inside bathing capacity dimension measured at air jets' height. The manufacturer accepts a 1/4" [0,64 cm] variance. There are variations on each product and specifications are subject to change as we improve upon our product as required. The dimensions needed for site preparation and structure building will differ. BainUltra® assumes no responsibility for preparatory work done prior to the product being on site.