



PRODUCT SHEET
CELLA 6036
 60" X 36" X 26"



THERMOMASSEUR® BATH	\$
TUB	\$

THERMOMASSEUR (TMU)	
Jets	34
1 heated backrest	included
MiaMulti® Control*	included
Geysair®	included
AromaCloud®	\$
Illuzio Chromatherapy NEW	\$

TUB (soaker)	
AromaCloud®	\$
Illuzio Chromatherapy NEW	\$
WarmTouchShell®	\$
DOT control	included with therapy

FEATURES			
Installation type	Freestanding		
No. of bathers	4	Imp. gallons	37
US gallons	44	Claw feet (specify finish)	included

OPTIONAL UPCHARGE APPLICABLE

COLOR		
Standard	Optional	\$
<input type="checkbox"/> White <input type="checkbox"/> Biscuit	<input type="checkbox"/> Gray	

Claw feet					
<input type="checkbox"/> Chrome	<input type="checkbox"/> Polished nickel	<input type="checkbox"/> Brushed nickel	<input type="checkbox"/> Brass	<input type="checkbox"/> Oil-rubbed bronze	<input type="checkbox"/> Unplated

FOR AIR SUPPLY ONLY

Decorative pipe (1 1/2" x 6")	\$
Decorative pipe (1 1/2" x 24")	\$
Pipe concealer (3" x 5 1/4")	\$
Elbow (45°)	\$
Elbow (90°)	\$

WASTE & OVERFLOW (EXPOSED) D13 (BALNEO®)

Chrome	\$
Brass	\$
Brushed nickel, Polished nickel & Oil-rubbed bronze	\$
Unplated	\$

*FOR TMU, CONTROL MUST BE WALL-MOUNTED. FAUCETS MUST BE FREESTANDING OR WALL-MOUNTED. DON'T FORGET TO INDICATE **FLAT OR ROLLED DECK**, AS WELL AS THE SELECTED **FINISH FOR THE CLAW FEET**.

1 800 463.2187 info@bainultra.com

From 8 a.m. to 8 p.m. Monday to Thursday (EST)
 From 8 a.m. to 5 p.m. on Friday (EST)

BainUltra®

The quest for your wellness™

www.bainultra.com

CELLA 6036 60" X 36" X 26"

ACCESSORIES (OPTIONAL)

OTHERS

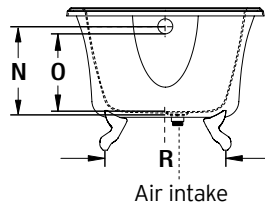
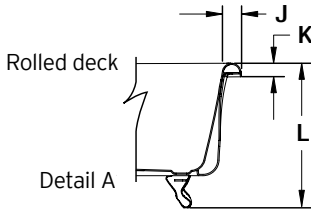
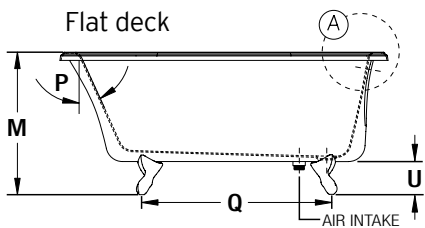
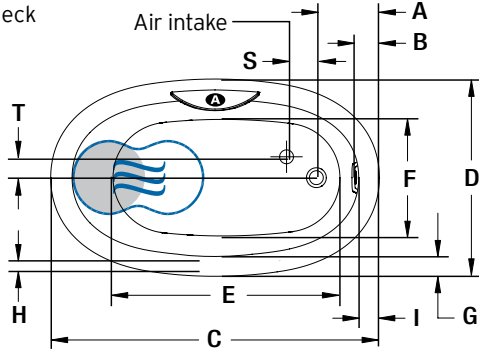
- There is a height difference for the rolled deck (see drawing Detail A).
- Faucets must be freestanding or wall-mounted.
- The turbine must be remotely installed.
- TMU: Control must be wall-mounted.
- TUB: Dot controls are located on either sides of the AromaCloud.

TOTAL PRICE

\$

FREESTANDING INSTALLATION

A
AromaCloud:
modified deck



Available with flat or rolled deck.

LETTER	DESCRIPTION	MEASURE
A	Outside edge to center waste	11 1/4"
B	Outside edge to overflow	3 5/8"
C	Total length	60"
D	Total width	36"
E	Bathing well length	42 1/8"
F	Bathing well width	21 7/8"
G	Deck width	3 7/8"
H	Flat surface width	2 1/2"
I	Deck width	4"
J	Rolled deck width	3 7/8"
K	Height from bottom of lip to top deck	2 1/2"
L	Height from clawfoot to top of lip	27"
M	Height from clawfoot to top of lip	26"
N	Height from waste to center of overflow	15 5/8"
O	Maximum water level	13 7/8"
P	Slope of backrest	25°
Q	Length between clawfeet	34 3/4"
R	Width between clawfeet	22 3/4"
S	Distance from center air intake to center waste	5 1/2"
T	Distance from center air intake to center waste	3"
U	Clearance from floor to bottom of bath	4 1/2"

A AromaCloud position

● Heated backrest (TMU)

☞ WarmTouchShell position

TECHNICAL SPECIFICATIONS

Hot water supply required Should be 70% of water capacity of tub or greater.

Turbine Access to the pump must be at least 18" X 22". **Standard connection is 20 A, 120 V, 60 hz**, dedicated line with a Ground-Fault Circuit Interrupter (GFCI). **For any additional option, a second line is needed 15 A, 120 V, 60 hz**, dedicated line with a GFCI. Air vent necessary: 2" X 4" minimum

Our products must be installed by certified professionals only and according to our Owner's Manual as well as federal, provincial/state and local building codes and regulations (www.bainultra.com/documentation/documentation).

Approx. shipping weight 275 lbs

Turbine power 550 W

Air heater 600 W

WARRANTY

Controls-LED-Geysair* 5 years

Bath & turbine* 20 years

*Some restrictions apply | www.bainultra.com/warranty



The specifications shown indicate the outer edge dimension and the inside bathing capacity dimension measured at air jets' height. The manufacturer accepts a 1/4" [0,64 cm] variance. There are variations on each product and specifications are subject to change as we improve upon our product as required. The dimensions needed for site preparation and structure building will differ. BainUltra® assumes no responsibility for preparatory work done prior to the product being on site.