



# PRODUCT SHEET

# MERIDIAN 50

60" X 36" X 20"



<b>THERMOMASSEUR® BATH</b>	\$
<b>TUB</b>	\$

THERMOMASSEUR (TMU)	
Jets	40
1 heated backrest	included
MiaPlus® Control	included
Geysair®	included
AromaCloud®*	\$
Illuzio Chromatherapy <b>NEW</b>	\$

TUB (soaker)	
AromaCloud®*	\$
Illuzio Chromatherapy <b>NEW</b>	\$
WarmTouchShell®	\$
DOT control	included with therapy

FEATURES			
Installation types	Drop-in, Alcove (3 walls) & Undermount*		
No. of bathers	↓	Imp. gallons	38
US gallons	45		

OPTIONAL UPCHARGE APPLICABLE		
<b>COLOR</b>		
<b>Standard</b>		
<input type="checkbox"/> White	<input type="checkbox"/> Biscuit	
<b>Optional</b>		\$
<input type="checkbox"/> Gray		
<b>CONTROL (TMU ONLY)</b>		
MiaMulti®		\$
<b>SKIRT</b>		
	<b>MULTIFIT</b>	<b>SJ-1</b>
Skirt	\$	\$
Optional color	\$	\$
<b>WASTE &amp; OVERFLOW</b>		<b>16" X 35"</b>
Chrome		\$
White, Biscuit		\$
Brass		\$
Brushed nickel, Polished nickel & Oil-rubbed bronze		\$
<b>TILE FLANGE (specify right or left)</b>		
Ordered with bath, uninstalled		\$
Factory-installed		\$

 \* THE AROMACLOUD IS NOT AVAILABLE WITH UNDERMOUNT INSTALLATION.

1 800 463.2187  From 8 a.m. to 8 p.m. Monday to Thursday (EST)  
 info@bainultra.com From 8 a.m. to 5 p.m. on Friday (EST)

# MERIDIAN 50 60" X 36" X 20"

## ACCESSORIES (OPTIONAL)

CUTTING TEMPLATE

# 90000006

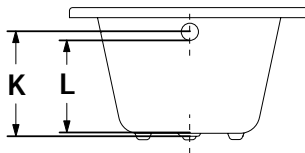
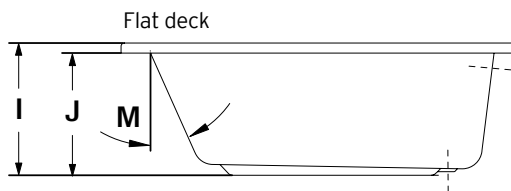
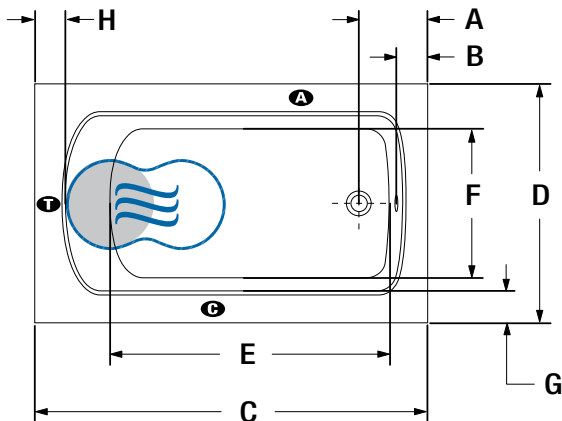
### OTHERS

- Optional tile flange (specify right or left).
- If ordered with an installed tile flange, the control will be shipped separately.

TOTAL PRICE

\$

## ALCOVE/DROP-IN/UNDERMOUNT INSTALLATION



LETTER	DESCRIPTION	MEASURE
A	Outside edge to center waste	10 7/8"
B	Outside edge to overflow	4 1/8"
C	Total length	60"
D	Total width	36 1/2"
E	Bathing well length	42 3/8"
F	Bathing well width	22 3/4"
G	Deck width	4 1/4"
H	Deck width at backrest end	4"
I	Height from bottom of tub to top deck	20 1/4"
J	Height from bottom of tub to bottom of lip	18 3/4"
K	Height from waste to center of overflow	15 7/8"
L	Maximum water level	14 1/4"
M	Slope of backrest	24°

**A** AromaCloud position

Heated backrest (TMU)

**C** Control position when factory-installed (Mia or Dot)

WarmTouchShell position

**T** Turbine position (TMU)

When tiling flange is added, the AromaCloud will automatically be installed on the opposite side of the flange.

## TECHNICAL SPECIFICATIONS

**Hot water supply required** Should be 70% of water capacity of tub or greater.

**Turbine** Access to the pump must be at least 18" X 22". **Standard connection is 20 A, 120 V, 60 hz**, dedicated line with a Ground-Fault Circuit Interrupter (GFCI). **For any additional option, a second line is needed 15 A, 120 V, 60 hz**, dedicated line with a GFCI. Air vent necessary: 2" X 4" minimum

Our products must be installed by certified professionals only and according to our Owner's Manual as well as federal, provincial/state and local building codes and regulations ([www.bainultra.com/documentation/documentation](http://www.bainultra.com/documentation/documentation)).

**Approx. shipping weight** 124 lbs

**Turbine power** 550 W

**Air heater** 600 W

### WARRANTY

Controls-LED-Geysair\* 5 years

Bath & turbine\* 20 years

\*Some restrictions apply | [www.bainultra.com/warranty](http://www.bainultra.com/warranty)



The specifications shown indicate the outer edge dimension and the inside bathing capacity dimension measured at air jets' height. The manufacturer accepts a 1/4" [0,64 cm] variance. There are variations on each product and specifications are subject to change as we improve upon our product as required. The dimensions needed for site preparation and structure building will differ. BainUltra® assumes no responsibility for preparatory work done prior to the product being on site.