

# PRODUCT SHEET

# MONARCH 6032L

60" X 32" X 20"



|                            | ORIGINAL<br>Quartz Deck with Seam | GRAND LUXURY<br>One Piece Quartz Deck |
|----------------------------|-----------------------------------|---------------------------------------|
| <b>THERMOMASSEUR® BATH</b> | \$                                | \$                                    |
| <b>TUB</b>                 | \$                                | \$                                    |

| THERMOMASSEUR (TMU)              |          |
|----------------------------------|----------|
| Jets                             | 37       |
| 1 heated backrest                | included |
| MiaPlus® Control (uninstalled)   | included |
| Geysair®                         | included |
| AromaCloud®                      | N/A      |
| Illuzio Chromatherapy <b>NEW</b> | \$       |

| TUB (soaker)                     |                       |
|----------------------------------|-----------------------|
| Illuzio Chromatherapy <b>NEW</b> | \$                    |
| WarmTouchShell®                  | \$                    |
| DOT control                      | included with therapy |

| FEATURES       |                             |                             |               |
|----------------|-----------------------------|-----------------------------|---------------|
| Installation   | Drop-in or Alcove (3 walls) |                             |               |
| No. of bathers | 2                           | Imp. gallons                | 42            |
| US gallons     | 50                          | Integrated waste & overflow | inst. & incl. |

| INTEGRATED WASTE & OVERFLOW            |  |
|--|--|
| Chrome, White                          |  |
| Brass, Brushed Nickel, Polished Nickel |  |

| COLOR (INNER SHELL)          | QUARTZ DECK COLOR   |
|------------------------------|---|
| <b>Standard</b><br><br>White | <b>Standard</b><br>Grey Expo<br>Noka<br>Jet Black<br>Lagos Blue |

| OPTIONAL UPCHARGE APPLICABLE   |                           |
|--|---------------------------|
| <b>FINISH (INNER SHELL)</b>  |                           |
| UltraVelour Matte Finish (White Only)  | \$                        |
| <b>QUARTZ DECK COLOR</b>   |                           |
| <b>Optional color</b><br>Quasar Light<br>Piatra Grey<br>Bianco Drift<br>Woodlands<br>Statuario Maximus | \$                        |
| <b>QUARTZ SKIRT</b>  | <b>MONARCH SKIRT 6018</b> |
| Quartz Skirt Color (for all quartz finishes)   | \$                        |
| <b>CONTROL (TMU ONLY)</b>  |                           |
| MiaMulti® (uninstalled)  | \$                        |
| <b>WASTE &amp; OVERFLOW (16" X 35")</b>  |                           |
| Chrome   | \$                        |
| White  | \$                        |
| Brass  | \$                        |
| Brushed nickel, Polished nickel & Oil-rubbed bronze  | \$                        |
| <b>TILE FLANGE (specify left)</b>  |                           |
| Ordered with bath, uninstalled   | \$                        |
| Factory installed  | \$                        |

DON'T FORGET THAT THIS MODEL IS AVAILABLE IN WHITE ONLY WITH CHOICE OF DECK COLOR. DON'T FORGET TO SPECIFY THE FINISH OF THE INTEGRATED WASTE & OVERFLOW.

1 800 463.2187 info@bainultra.com | From 8 a.m. to 8 p.m. Monday to Thursday (EST)  
From 8 a.m. to 5 p.m. on Friday (EST)

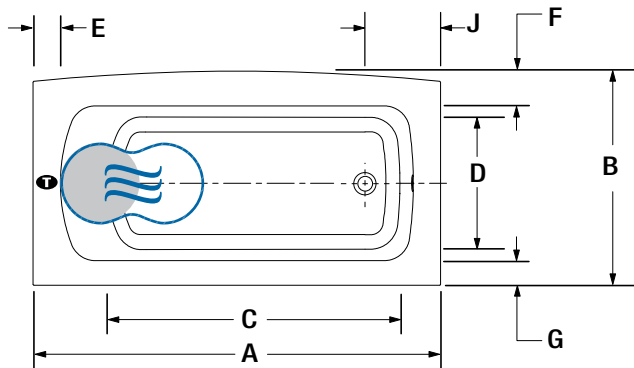
# MONARCH 6032L 60" X 32" X 20"

## ACCESSORIES

OTHER Control cannot be installed on the quartz deck.

TOTAL PRICE \$

## DROP-IN/ALCOVE INSTALLATION

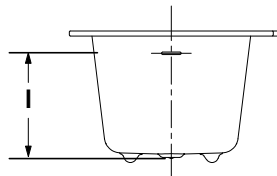
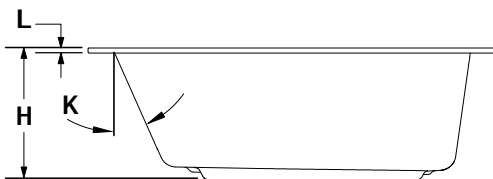


| LETTER | DESCRIPTION                             | MEASURE |
|--------|---|---------|
| A      | Total length                            | 60"     |
| B      | Total width                             | 31 1/2" |
| C      | Bathing well length (at height of jets) | 43 5/8" |
| D      | Bathing well width (at height of jets)  | 19 5/8" |
| E      | Deck width (edges)                      | 4"      |
| F      | Deck width (curved side)                | 5 1/8"  |
| G      | Deck width (straight side)              | 3 5/8"  |
| H      | Tub height                              | 19 7/8" |
| I      | Height from waste to center of overflow | 15 3/8" |
| J      | Outside edge to center waste            | 11 1/8" |
| K      | Slope of backrest                       | 24°     |
| L      | Quartz deck height                      | 3/4"    |

**T** Turbine position (TMU)

● Heated backrest (TMU)

☞ WarmTouchShell position



## TECHNICAL SPECIFICATIONS

|                           |  |
|---------------------------|--|
| Hot water supply required | Should be 70% of water capacity of tub or greater.   |
| Turbine                   | Access to the pump must be at least 18" X 22". <b>Standard connection is 20 A, 120 V, 60 hz, dedicated line with a Ground-Fault Circuit Interrupter (GFCI). For any additional option, a second line is needed 15 A, 120 V, 60 hz, dedicated line with a GFCI.</b> |

Our products must be installed by certified professionals only and according to our Owner's Manual as well as federal, provincial/state and local building codes and regulations ([www.bainultra.com/documentation/documentation](http://www.bainultra.com/documentation/documentation)).

|                         |         |
|-------------------------|---------|
| Approx. shipping weight | 230 lbs |
| Turbine power           | 550 W   |
| Air heater              | 600 W   |

## WARRANTY

|                       |          |
|-----------------------|----------|
| Controls-LED-Geysair* | 5 years  |
| Quartz Deck*          | 15 years |
| Bath & turbine*       | 20 years |

\*Some restrictions apply | [www.bainultra.com/warranty](http://www.bainultra.com/warranty)

The specifications shown indicate the outer edge dimension and the inside bathing capacity dimension measured at air jets' height. The manufacturer accepts a 1/4" [0,64 cm] variance. There are variations on each product and specifications are subject to change as we improve upon our product as required. The dimensions needed for site preparation and structure building will differ. BainUltra® assumes no responsibility for preparatory work done prior to the product being on site.

