

PRODUCT SHEET  
**PRO-MERIDIAN 60**  
 72" X 36" X 20"



<b>THERMOMASSEUR® BATH</b>	\$
<b>TUB</b>	\$

THERMOMASSEUR (TMU)	
Jets	50
1 heated backrest	included
MiaPlus® Control	included
Geysair®	included
AromaCloud®*	\$
Illuzio Chromatherapy <b>NEW</b>	\$

TUB (soaker)	
AromaCloud®*	\$
Illuzio Chromatherapy <b>NEW</b>	\$
WarmTouchShell®	\$
DOT control	included with therapy

FEATURES			
Installation types	Drop-in, Alcove (3 walls) & Undermount*		
No. of bathers	↓	Imp. gallons	58
US gallons	69		

OPTIONAL UPCHARGE APPLICABLE		
<b>COLOR</b>		
<b>Standard</b>		
<input type="checkbox"/>	<input type="checkbox"/>	
White	Biscuit	
<b>Optional</b>		\$
<input type="checkbox"/>		
Gray		
<b>CONTROL (TMU ONLY)</b>		
MiaMulti®		\$
<b>SKIRT</b>		
	<b>MULTIFIT</b>	<b>SJ-1</b>
Skirt	\$	\$
Optional color	\$	\$
<b>WASTE &amp; OVERFLOW</b>		<b>16" X 35"</b>
Chrome		\$
White, Biscuit		\$
Brass		\$
Brushed nickel, Polished nickel & Oil-rubbed bronze		\$
<b>TILE FLANGE (specify right or left)</b>		
Ordered with bath, uninstalled		\$
Factory-installed		\$

\* THE AROMACLOUD IS NOT AVAILABLE WITH UNDERMOUNT INSTALLATION.

1 800 463.2187 info@bainultra.com | From 8 a.m. to 8 p.m. Monday to Thursday (EST)  
 From 8 a.m. to 5 p.m. on Friday (EST)

# PRO-MERIDIAN 60 72" X 36" X 20"

## ACCESSORIES (OPTIONAL)

CUTTING TEMPLATE

# 90000013

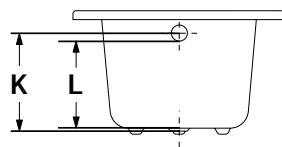
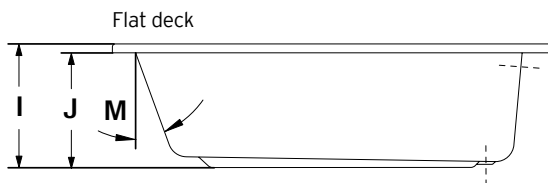
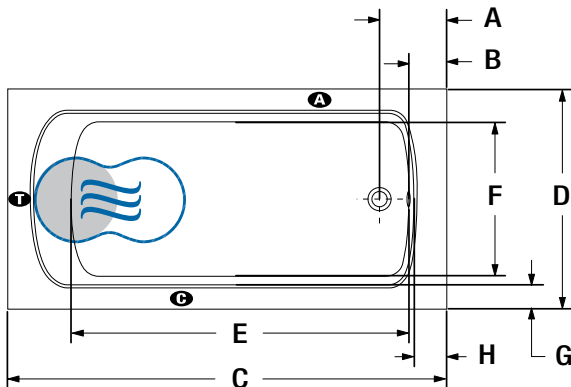
### OTHERS

- Optional tile flange (specify right or left).
- If ordered with an installed tile flange, the control will be shipped separately.

TOTAL PRICE

\$

## ALCOVE/DROP-IN/UNDERMOUNT INSTALLATION



LETTER	DESCRIPTION	MEASURE
A	Outside edge to center waste	9 5/8"
B	Outside edge to overflow	4 3/8"
C	Total length	71 3/4"
D	Total width	35 7/8"
E	Bathing well length	55 1/4"
F	Bathing well width	25 1/2"
G	Deck width	3 7/8"
H	Deck width at waste end	4 3/8"
I	Height from bottom of tub to top deck	20 1/8"
J	Height from bottom of tub to bottom of lip	18 3/4"
K	Height from waste to center of overflow	16"
L	Maximum water level	14 1/2"
M	Slope of backrest	23°

- A** AromaCloud position
- B** Heated backrest (TMU)
- C** Control position when factory-installed (Mia or Dot)
- D** WarmTouchShell position
- E** Turbine position (TMU)

When tiling flange is added, the AromaCloud will automatically be installed on the opposite side of the flange.

## TECHNICAL SPECIFICATIONS

**Hot water supply required** Should be 70% of water capacity of tub or greater.

**Turbine** Access to the pump must be at least 18" X 22". **Standard connection is 20 A, 120 V, 60 hz, dedicated line with a Ground-Fault Circuit Interrupter (GFCI). For any additional option, a second line is needed 15 A, 120 V, 60 hz, dedicated line with a GFCI. Air vent necessary: 2" X 4" minimum**

Our products must be installed by certified professionals only and according to our Owner's Manual as well as federal, provincial/state and local building codes and regulations ([www.bainultra.com/documentation/documentation](http://www.bainultra.com/documentation/documentation)).

**Approx. shipping weight** 133 lbs

**Turbine power** 550 W

**Air heater** 600 W

### WARRANTY

Controls-LED-Geysair\* 5 years

Bath & turbine\* 20 years

\*Some restrictions apply | [www.bainultra.com/warranty](http://www.bainultra.com/warranty)



The specifications shown indicate the outer edge dimension and the inside bathing capacity dimension measured at air jets' height. The manufacturer accepts a 1/4" [0,64 cm] variance. There are variations on each product and specifications are subject to change as we improve upon our product as required. The dimensions needed for site preparation and structure building will differ. BainUltra® assumes no responsibility for preparatory work done prior to the product being on site.