




NEW

CELESTIA 6635


66" x 35" x 25" (FREESTANDING)

Celestia™ is feminine, ethereal and strong. As a beautiful work of art in a museum, Celestia is the center piece of any bathroom, a jewel that captures attention and pleases the eye.



PRODUCT NO.			
MODEL		TUB	
Freestanding		BCEHOF00F	
TUB Soaker		\$	
FEATURES			
Installation type		Freestanding	
No. of bathers		Imp. gallons	61
US gallons	74	Armrests	2
INTEGRATED WASTE & OVERFLOW BOVERINI-XX			
White 01, Chrome 07, Brushed Nickel 09, Polished Nickel 10		Installed & Included	
STANDARD COLOR			
	White 01		Included
FINISH			
Satin Finish		Included	

OPTIONS (UPCHARGE APPLICABLE)	
INTEGRATED WASTE & OVERFLOW BOVERINI-XX	
Matte Black 19, Satin Brass 18	\$
ISLAND TUB DRAIN™*	
Island Tub Drain™ BSLDD	\$
Cast Iron Island Tub Drain™ BSLDDCI	\$
IF REQUIRED BY CONSTRUCTION CODE OR INSTALLED WITH ITD*	
Brass waste kit BDRCB	\$

 * An Island Tub Drain™ and the Brass waste kit are required when there is **no access under the bath**.

TOTAL PRICE	\$
--------------------	----

 Made with FineStone™

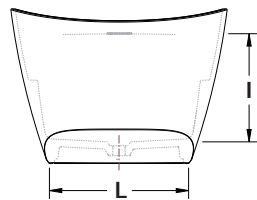
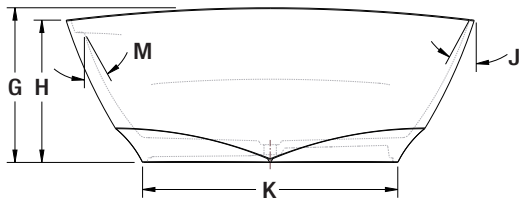
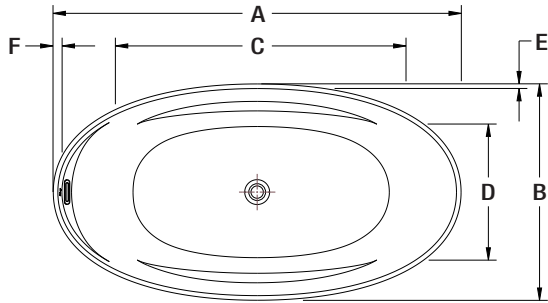
FineStone™ is a high quality solid surface material composed of refined minerals and pure acrylic. Designed with care, this material is non porous, hygienic, and thermal insulant. Its satin finish is easy to clean and will maintain its properties through time.



CELESTIA 6635 (FREESTANDING)



INSTALLATION



LETTER	DESCRIPTION	MEASURE
A	Total length	66"
B	Total width	35"
C	Bathing well length	47"
D	Bathing well width	25 1/2"
E	Deck width	3/4"
F	Deck width	3/4"
G	Total maximal height	25"
H	Total minimal height	23"
I	Maximum water level	17 1/2"
J	Slope of backrest	28 1/2°
K	Base length	41 1/4"
L	Base width	22 1/2"
M	Slope of backrest (Overflow side)	29 1/2°

TECHNICAL SPECIFICATIONS

Other Faucet must be freestanding or wall-mounted.

Our products must be installed by certified professionals only and according to our Installation Instructions as well as federal, provincial/state and local building codes and regulations (www.bainultra.com/documentation/documentation).

Cutting template # 90000085

Approx. shipping weight 330 lbs

WARRANTY

Bath 20 years

* Some restrictions apply | www.bainultra.com/warranty



The specifications shown indicate the outer edge dimension and the inside bathing capacity. The manufacturer accepts a 1/4" [0.64 cm] variance. There are variations on each product and specifications are subject to change as we improve upon our product as required. The dimensions needed for site preparation and structure building will differ. BainUltra® assumes no responsibility for preparatory work done prior to the product being on site.