

# CITTI 6032 WITHOUT INSERT

60" x 32" x 20"

Citti® is derived from sanskrit for "free spirit." At the same time, the name evokes today's great cities: these are the perfect baths for urban living.





## PRODUCT NO.

DESCRIPTION	TMU	TUB
Left	BCIDRA0LT-XX	BCIDRA0LN-XX
Right	BCIDRA0RT-XX	BCIDRA0RN-XX
Front Overflow - Left	BC3DRA0LT-XX	BC3DRA0LN-XX
Front Overflow - Right	BC3DRA0RT-XX	BC3DRA0RN-XX

THERMOMASSEUR (TMU)	
Hydro-thermo massage • Air jet system	\$
Jets	44
1 heated backrest	Included
Mia® Control	Included
Geysair®	Included
AromaCloud® <b>BAROMAC</b>	\$
Illuzio Chromatherapy <b>BCHRO6</b>	\$

TUB	
Soaker	\$
AromaCloud® <b>BAROMAC</b>	\$
Illuzio Chromatherapy <b>BCHRO6</b>	\$
WarmTouchShell® <b>BWTS</b>	\$
DOT control	Included with therapy

## FEATURES

Installation type	Alcove (3 walls)		
Integrated skirt & tile flange (specify right or left)	Installed & Included		
No. of bathers	↓	Imp. gallons	44
US gallons	53		
INTEGRATED WASTE & OVERFLOW <b>BOVERINI-XX</b>			
White <b>01</b> , Biscuit <b>02</b> , Chrome <b>07</b> , Brushed Nickel <b>09</b> , Polished Nickel <b>10</b>	Installed & Included		
STANDARD COLOR			
 White <b>01</b>	 Biscuit <b>02</b>	Included	

## OPTIONS (UPCHARGE APPLICABLE)

### COLOR

	Gray <b>05</b>	\$
---	----------------	----

### FINISH

UltraVelour Matte Finish (White only) <b>BVEL</b>	\$
---	----

### INTEGRATED WASTE & OVERFLOW **BOVERINI-XX**

Matte Black <b>19</b> , Black Chrome <b>12</b> , Satin Brass <b>18</b>	\$
--	----

### CONTROL (TMU only)


MiaPlus®* <b>BMIAP12-XX</b> or <b>BMIAP2-XX</b>	\$
---	----

MiaMulti® <b>BMIAM1-XX</b>	\$
----------------------------	----

### IF REQUIRED BY CONSTRUCTION CODE OR INSTALLED WITH ITD

Brass waste & overflow kit <b>BDRCOB</b>	\$
--	----

Brass waste kit <b>BDRCB</b>	\$
------------------------------	----

 Turbine must be remotely installed. With the AromaCloud® and/or Control on the deck, a complete shower door cannot be installed. Don't forget to specify the **finish of the integrated waste & overflow**.  
\* The MiaPlus® Control is included when purchasing Chromatherapy on a TMU.

**TOTAL PRICE** \$

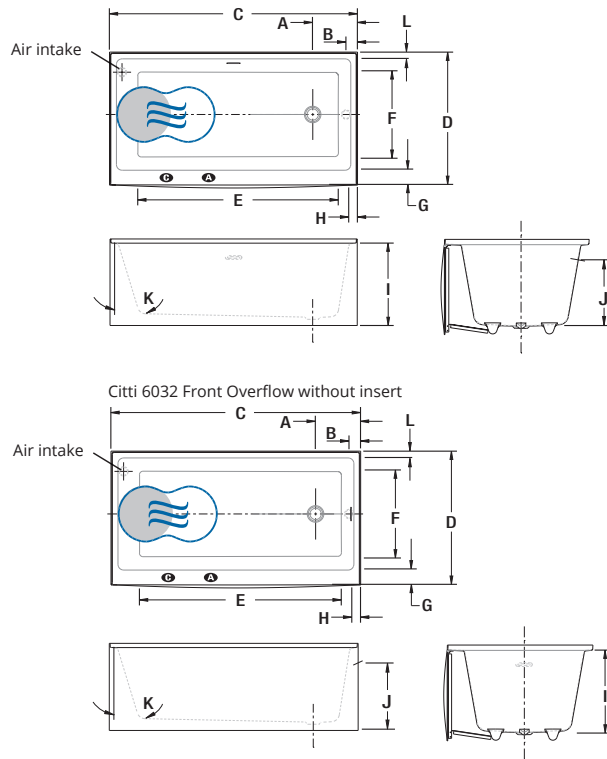


**CITTI 6032** WITHOUT INSERT



Front overflow

**INSTALLATION**



LETTER	DESCRIPTION	MEASURE
A	Outside edge to center drain	10 7/8"
B	Outside edge to centre of waste hole	2 3/4"
C	Total length	60"
D	Total width	32"
E	Bathing well length	49 1/4"
F	Bathing well width	21 1/8"
G	Deck width	3 3/4"
H	Deck width at waste end	2"
I	Height from bottom of tub to top deck	20"
J	Height from drain to center of overflow	14 1/2"
K	Slope of backrest	17°
L	Deck width overflow side	2 1/8"

- A** AromaCloud® position
- C** Control position when factory-installed (Mia® or DOT)
- Indicates heated backrest (TMU)
- ☞ Indicates WarmTouchShell® position (TUB)

**TECHNICAL SPECIFICATIONS**

<b>Hot water supply required</b>	Should be 70% of water capacity of TUB or greater.
<b>Turbine</b>	Access to the pump must be at least 18" x 22". <b>Standard connection is 20 A, 120 V, 60 hz</b> , dedicated line with a Ground-Fault Circuit Interrupter (GFCI). <b>For any additional option, a second line is needed 15 A, 120 V, 60 hz</b> , dedicated line with a GFCI. Air vent necessary: 2" x 4" minimum.
<b>Others</b>	- The turbine must be <b>remotely installed</b> . - Citti bathtubs include an integrated tile flange, specify right or left.

Our products must be installed by certified professionals only and according to our Owner's Manual as well as federal, provincial/state and local building codes and regulations ([www.bainultra.com/documentation/documentation](http://www.bainultra.com/documentation/documentation)).

<b>Approx. shipping weight</b>	125 lbs
<b>Turbine power</b>	550 W
<b>Air heater</b>	600 W

WARRANTY	
Controls-LED-Geysair*	5 years
Bath & turbine*	20 years

\* Some restrictions apply | [www.bainultra.com/warranty](http://www.bainultra.com/warranty)



The specifications shown indicate the outer edge dimension and the inside bathing capacity dimension measured at air jets' height. The manufacturer accepts a 1/4" [0.64 cm] variance. There are variations on each product and specifications are subject to change as we improve upon our product as required. The dimensions needed for site preparation and structure building will differ. BainUltra® assumes no responsibility for preparatory work done prior to the product being on site.