

MERIDIAN 60

72" x 36" x 21"

Named after the meridians of our body—the paths along which our energy flows—the collection also brings to mind the meridian (or mid-point) of life with an invitation to relax and listen to your body and mind.



PRODUCT NO.

MODEL	TMU	TUB
	BMESRI00T-XX	BMESRI00N-XX

THERMOMASSEUR (TMU)	\$
Hydro-thermo massage • Air jet system	
Jets	44
1 heated backrest	Included
MiaPlus® Control	Included
BU-Touch Control Application BUTOUCH NEW	\$
Geysair®	Included
AromaCloud** BAROMAC	\$
Illuzio Chromatherapy BCHRO6	\$
2 nd heated backrest (WTS-1 zone) BSHB	\$

TUB	\$
Soaker	
AromaCloud** BAROMAC	\$
Illuzio Chromatherapy BCHRO6	\$
WarmTouchShell® BWTS	\$
DOT control	Included with therapy
2 nd WarmTouchShell® BWTS2	\$

FEATURES

Installation type	Drop-in, Alcove (3 walls) & Undermount**		
No. of bathers	2	Imp. gallons	52
US gallons	63		

STANDARD COLOR

 White 01	 Biscuit 02	Included
---	---	----------

OPTIONS (UPCHARGE APPLICABLE)

WASTE & OVERFLOW 16" x 35" BOVER16-XX		
Chrome 07		\$
White 01 , Biscuit 02		\$
Brushed Nickel 09 , Polished Nickel 10 , Oil-rubbed Bronze 11		\$
SKIRT	MULTIFIT BSMUL-XX	SJ-1 BSJ1-XX
White 01 , Biscuit 02	\$	\$
TILE FLANGE (specify front or back)		
Ordered with bath (not installed) BTILEN		\$
Factory-installed. Front BTILEF , Back BTILEB , Special installation BTILEO		\$
IF REQUIRED BY CONSTRUCTION CODE		
16" x 35" Cable driven brass waste & overflow kit BOVERBR-XX		\$




* The AromaCloud® is built into the deck (factory installed).
** The AromaCloud® is not available with Undermount installation.

TOTAL PRICE	\$
--------------------	----



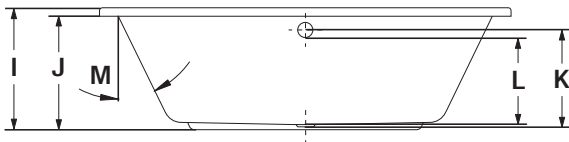
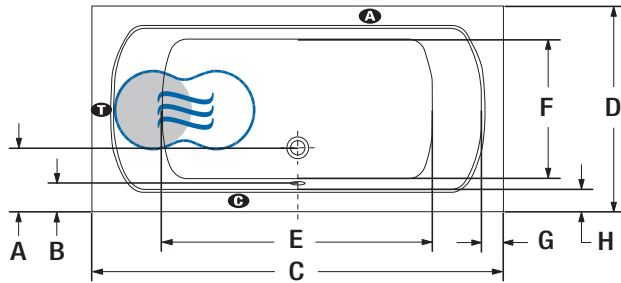
MERIDIAN 60



AromaCloud® (for Alcove & Drop-in installation)

INSTALLATION

- A** When tile flange is added, the AromaCloud® will automatically be installed on the opposite side of the flange.



LETTER	DESCRIPTION	MEASURE
A	Outside edge to center drain	10 5/8"
B	Outside edge to overflow	4 1/4"
C	Total length	71 3/8"
D	Total width	35 3/4"
E	Bathing well length	47 1/4"
F	Bathing well width	24 1/4"
G	Deck width at backrest end	4 1/8"
H	Deck width	4"
I	Height from bottom of bath to top deck	21 1/4"
J	Height from bottom of bath to bottom of lip	19 3/4"
K	Height from drain to center of overflow	16 3/4"
L	Maximum water level	15 1/8"
M	Slope of backrests	26°

- A** AromaCloud® position
- C** Control position when factory-installed (Mia® or DOT)
- T** Turbine position (TMU)
- Indicates heated backrest (TMU)
- ☄ Indicates WarmTouchShell® position (TUB)

TECHNICAL SPECIFICATIONS

Hot water supply required	Should be 70% of water capacity of TUB or greater.
Turbine	Access to the pump must be at least 18" x 22". Standard connection is 20 A, 120 V, 60 hz , dedicated line with a Ground-Fault Circuit Interrupter (GFCI). For any additional option, a second line is needed 15 A, 120 V, 60 hz , dedicated line with a GFCI. Air vent necessary: 2" x 4" minimum.
Others	- The GEYSAIR must always be accessible and connected to the hot water supply (provide access). - Optional tile flange (specify front or back). - If ordered with an installed tile flange and a back drain, the control will be shipped separately.

Our products must be installed by certified professionals only and according to our Owner's Manual as well as federal, provincial/state and local building codes and regulations (www.bainultra.com/documentation/documentation).

Cutting template	# 90000007
Approx. shipping weight	136 lbs
Turbine power	550 W
Air heater	600 W

WARRANTY

Controls-LED-Geysair*	5 years
Bath & turbine*	20 years

* Some restrictions apply | www.bainultra.com/warranty



The specifications shown indicate the outer edge dimension and the inside bathing capacity dimension measured at air jets' height. The manufacturer accepts a 1/4" [0.64 cm] variance. There are variations on each product and specifications are subject to change as we improve upon our product as required. The dimensions needed for site preparation and structure building will differ. BainUltra® assumes no responsibility for preparatory work done prior to the product being on site.