


MONARCH 7338C

73" x 38" x 21"

Monarch is a refined collection of therapeutic baths with distinctive Quartz deck surfaces, for a look that's noble and pure.



PRODUCT NO.

DESCRIPTION	TMU	TUB
Standard (S)*	BMOXFD00T-XX	BMOXFD00N-XX
Grand Luxury (GL)*	BMLXFD00T-XX	BMLXFD00N-XX

THERMOMASSEUR (TMU) Hydro-thermo massage • Air jet system	S \$	GL \$
Jets		44
1 heated backrest		Included
MiaPlus® Control (not installed)		Included
BU-Touch Control Application BUTOUCH NEW	\$	
Geysair®		Included
AromaCloud®		N/A
Illuzio Chromatherapy BCHRO6	\$	
2nd heated backrest (WTS-1 zone) BSHB	\$	

TUB Soaker	S \$	GL \$
AromaCloud®		N/A
Illuzio Chromatherapy BCHRO6	\$	
WarmTouchShell® BWTS	\$	
DOT control		Included with therapy
2nd WarmTouchShell® BWTS2	\$	

FEATURES

Installation type		Drop-in
No. of bathers	2	Imp. gallons
US gallons	63	53

INTEGRATED WASTE & OVERFLOW **BOVERINI-XX**

White **01**, Chrome **07**, Brushed Nickel **09**, Polished Nickel **10** Inst. & Incl.

STANDARD COLOR (inner shell)






	Included
White 01	

QUARTZ DECK COLOR

		S*	GL*
		BDMO7338C-XX	BDML7338C-XX
	Grey Expo 21	Included	Included
	Noka 22		
	Jet Black 23		
	Lagos Blue 24		

OPTIONS (UPCHARGE APPLICABLE)

QUARTZ DECK COLOR	S*	GL*
	BDMO7338C-XX	BDML7338C-XX

	Quasar Light 25	\$	\$
	Piatra Grey 26	\$	\$
	Bianco Drift 31		
	Woodlands 30		
	Statuario Maximus 29	\$	\$

FINISH (inner shell)

UltraVelour Matte Finish (White only) BVEL	\$
---	----

INTEGRATED WASTE & OVERFLOW **BOVERINI-XX**

Matte Black 19 , Black Chrome 12 , Satin Brass 18	\$
--	----

WASTE & OVERFLOW 16" x 35" **BOVER16-XX**

Chrome 07	\$
White 01	\$
Brushed Nickel 09 , Polished Nickel 10 , Oil-rubbed Bronze 11	\$

IF REQUIRED BY CONSTRUCTION CODE

Brass waste & overflow kit** BDRCOB	\$
Brass waste kit** BDRCB	\$
16" x 35" Cable driven brass waste & overflow kit BOVERBR-XX	\$

💡 Don't forget that this model is available in **White only with choice of quartz deck color**. Don't forget to specify the **finish of the integrated waste & overflow**.

* Standard: Quartz deck with seam. Grand Luxury: one piece Quartz deck.

** When ordered with integrated waste & overflow.

TOTAL PRICE	\$
--------------------	----

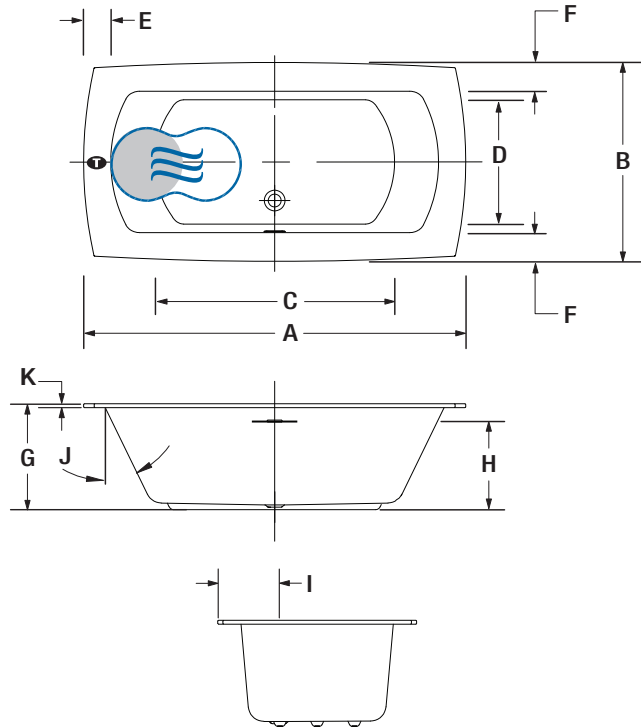


MONARCH 7338C CURVED DECK – ALL SIDES



Statuario Maximus quartz deck

INSTALLATION



LETTER	DESCRIPTION	MEASURE
A	Total length	73"
B	Total width	38"
C	Bathing well length (at height of jets)	47 1/4"
D	Bathing well width (at height of jets)	24 1/4"
E	Deck width (edges)	5 3/8"
F	Deck width (sides)	5 3/8"
G	Bath height	21"
H	Height from drain to center of overflow	15 3/4"
I	Outside edge to center drain	12 5/8"
J	Slope of backrests	26°
K	Quartz deck height	3/4"

- T** Turbine position (TMU)
- Indicates heated backrest (TMU)
- ☞ Indicates WarmTouchShell® position (TUB)

TECHNICAL SPECIFICATIONS

Hot water supply required	Should be 70% of water capacity of TUB or greater.
Turbine	Access to the pump must be at least 18" x 22". Standard connection is 20 A, 120 V, 60 Hz, dedicated line with a Ground-Fault Circuit Interrupter (GFCI). For any additional option, a second line is needed 15 A, 120 V, 60 Hz, dedicated line with a GFCI.
Others	- The GEYSAIR must always be accessible and connected to the hot water supply (provide access). - Control cannot be installed on the Quartz deck.

Our products must be installed by certified professionals only and according to our Monarch Installation Manual as well as federal, provincial/state and local building codes and regulations (www.bainultra.com/documentation/documentation).

Approx. shipping weight	270 lbs
Turbine power	550 W
Air heater	600 W

WARRANTY	
Controls-LED-Geysair*	5 years
Quartz deck*	15 years
Bath & turbine*	20 years

* Some restrictions apply | www.bainultra.com/warranty



The specifications shown indicate the outer edge dimension and the inside bathing capacity dimension measured at air jets' height. The manufacturer accepts a 1/4" [0.64 cm] variance. There are variations on each product and specifications are subject to change as we improve upon our product as required. The dimensions needed for site preparation and structure building will differ. BainUltra® assumes no responsibility for preparatory work done prior to the product being on site.